

# HOW TO BUY A ONE DAY LICENCE IN 2020/21 SEASON



## Old System

1. Arrive at track
2. Go to Stewards room for sign in
3. Complete paper form with Steward
4. Pay fee

## New System

1. Buy licence through website
2. Go to Stewards room for sign in
3. Tell Steward surname or show licence on phone

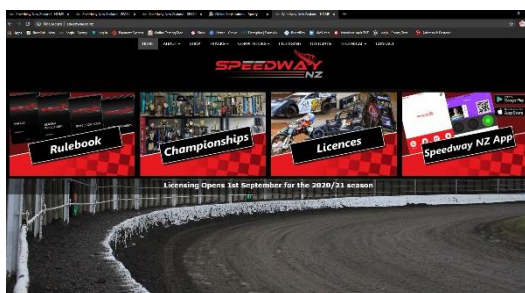
## You can now buy a One Day Licence before race day

### How to buy a One Day Licence

Video step by step guide =- <https://www.youtube.com/watch?v=0PJkUsGhuqs>

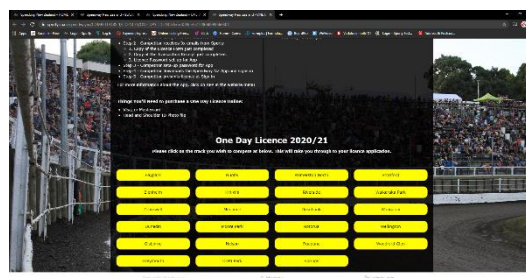
**Step 1:** go to [www.speedway.co.nz](http://www.speedway.co.nz)

**Step 2:** Click on Licences



**Step 3:** Click on One Day licence

**Step 4:** Click on the Venue that you are going to race at

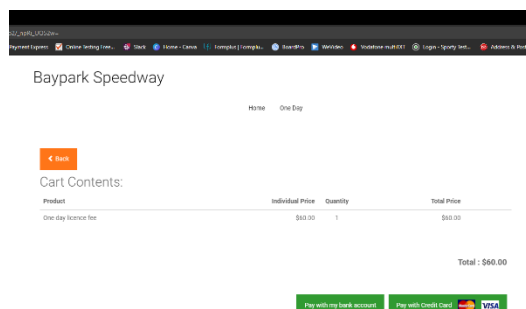


**Step 5:** Complete the form.

Note: You need a Head & Shoulder photo

- First Name \*
- Last Name \*
- Email \*
- Date of Birth \*
- Address \*
- Head & Shoulder Photo \*
- Next of Kin First Name \*
- Next of Kin Last Name \*
- Next of Kin Contact Number \*
- Class Selection \*
- Medical Declaration \*
- Terms & Conditions acceptance \*

**Step 6:** Pay the \$60 fee



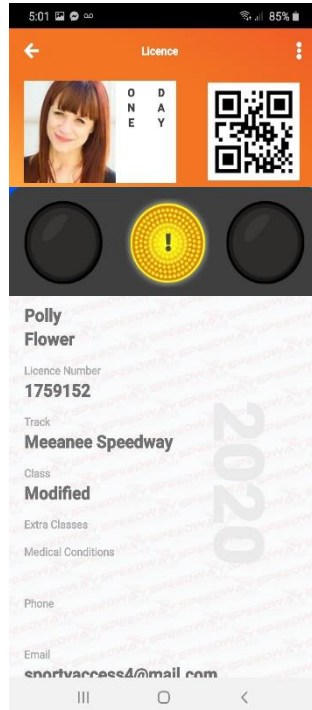
The system will automatically send you 3 emails.

1. A copy of the form details you input. This is for your records
2. A copy of the transaction receipt. This is for your records
3. An email with your username and a request to set your password up for the Speedway NZ App

### **The following isn't compulsory but advisable**

#### **How to view One Day Licence**

1. Download the Speedway NZ App from the Play store or App Store  
How to video is found – <https://www.youtube.com/watch?v=3dAweRTIBNg&t=2s>
2. Tap on Competitor and sign in using the username and password you received.  
How to video is found – <https://www.youtube.com/watch?v=Mj66qOCBFUs>
3. Your One day licence will display.



← Licence Traffic light. Tap to view conditions

← Competitor Name

← Track licence purchased for

← Class licence purchased for

Your licence has a traffic light. By default you will display as Yellow with a Proof of ID condition. You must provide your Civil Drivers licence to the Steward at Sign in in order to clear this condition.

### **No civil drivers licence = No race**

#### **Signing into the Meeting**

Go to the Stewards Room. A Steward will clear your conditions and sign you into the meeting.

#### **After the Meeting**

The One Day Licence will become used and display as Red with 'Licence already used' following the meeting. You will need to purchase a new One Day Licence.

#### **What if I don't have the App, can I still race?**

Please tell the Steward your surname at sign in. They can search for your licence.

#### **Can I just buy a One Day licence off the Steward at the track?**

No, there is no longer a paper form. You must purchase a One Day licence via the Speedway NZ website.